

Y5T390 SPECIFICATIONS

luxa glass shelf

FEATURES:

- Modern styling
- Durable finish
- Solid brass construction
- Easy installation

SPECIFICATIONS:

Warranty: Five Year Limited Warranty (Residential)
One Year Warranty (Commercial)

Material: Solid cast brass

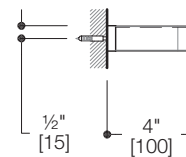

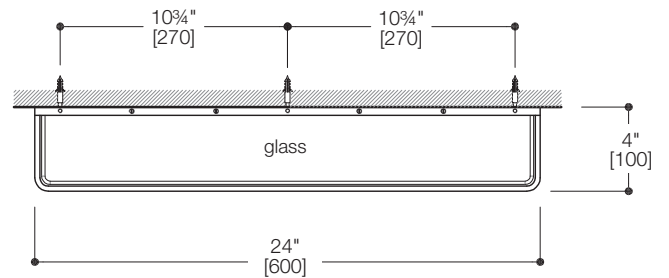

Dimensions: (LWH) 24" x 4" x 1 1/4"
(600mm x 100mm x 30mm)*

FINISHES:

Polished chrome

INSTALLATION NOTES:

Install this product according to the installation guide.
Our products must be installed by certified professionals only
and according to our installation guide as well as federal,
provincial / state and local building codes and regulations.



*Approximate measurements for comparison only.
Note: These dimensions and specifications are subject to change without notice.